

## Computing - Autumn 1 - Year 2

This term's eSafety focus is to review, discuss and edit the online safety rules they created in Year 1.

Children will learn to use an iPad to take good quality photographs, and edit and manage the images.

### In this unit children will:

- Discuss how new experiences can be used to update their online safety rules.
- consider what strategies they might use if their usual trusted adult is not available
- Learn what makes a good quality photograph
- Learn how to compose an image
- Know more about editing software and apps
- Learn how to manage their images on an iPad.

### Prior Learning

**eSafety is taught in every year group.**

**Year 1** Painting

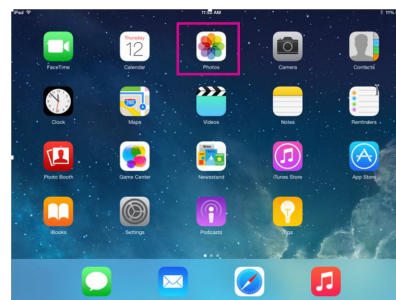
**Year 1** How IT is used outside of school

### Cross Curricular Links

**Art** - consider what makes a good image

### Key Vocabulary

**icon** - the name for the little pictures on an iPad screen that represents a programme.



**images** - a picture

**compose** - to make

**app** - this is short for application, another name for software or programme.

**filters** - filters change the appearance of an image by altering the shades and colors of it. They might change the brightness or add special effects.

**crop/cropped** - to take away parts of the image.

## Key Knowledge

I know that every time I am online, wherever that might be, I should use the rules to guide me and stay safe.

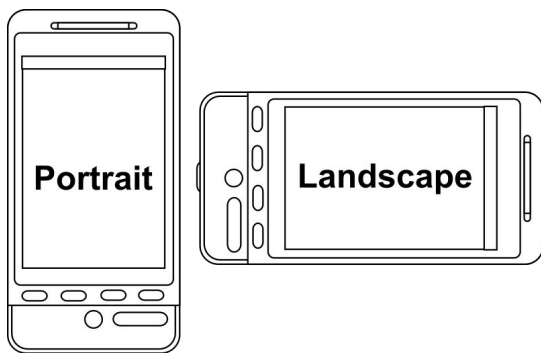
I know that this icon opens the camera on the iPad.



I know that the big white button at the bottom of the camera screen captures the image.



I know that a photograph can be **portrait** or **landscape**, or be **cropped** and edited to be a different shape such as a square.




I can use a two finger pinch to zoom in or out.

I know that images can be edited within the photos icon - filters can be used and it can be resized and cropped.



Other apps can be used to edit images such as Pic Collage.



Filters can be added by pressing this icon.

Images can be resized or cropped by pressing this icon.



## Key Questions

What do you use the internet for?

Can you zoom in to something small when taking a photograph?

Is it always necessary to add a filter or change an image?

What makes a good photograph?

How can the images be improved?