

Computing - Autumn 1 - Year 3

This term's eSafety focus is to review, discuss and edit the online safety rules they created in Year 2.

Children will learn to use

In this unit children will:

- consider what new strategies they can apply to online safety scenarios, such as calling Childline
- review and edit their online safety guidelines
- identify the main features of a presentation.
- organise a presentation into main ideas.
- add features such as text boxes and shapes.
- insert, copy and resize images
- add slides and edit them

Prior Learning

eSafety is taught in every year group.

Year 1 Children were introduced to the basic of word processing.

Year 2 - Children developed

Cross Curricular Links

PSHCE - eSafety

Foundation subjects - opportunity to research topics

Key Vocabulary

presentation - a way of showing and sharing information.

Some popular presentation software is Microsoft PowerPoint, Google Slides and Apple Keynote.



Slide - this is one page of the presentation

Format/formatting - the way the slide looks can be changed by altering the layout and colour scheme for example.

Text box - a way of easily adding text and images, also easy to move and resize.

Resize - to make bigger or smaller.

Themes - pre-set colour and layouts

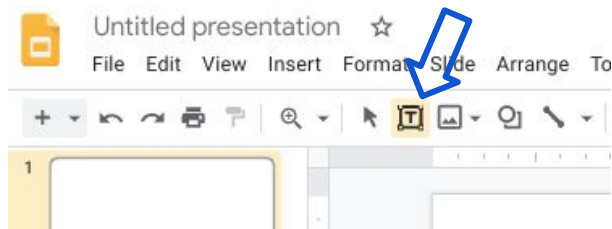
Key Knowledge

I know it is important to regularly review the online safety rules because the way the internet is used, and our knowledge and experience of it, changes over time.

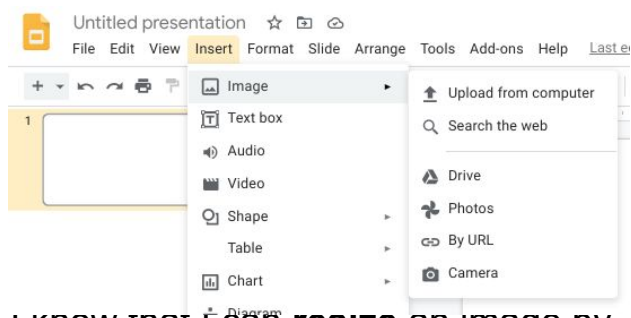
I know that the main features of a presentation are:

- a title slide (often with author)
- each slide has a main idea
- slides are organised in an order
- slides often use images and text (and sometimes video)

I know how to insert a **text box**.



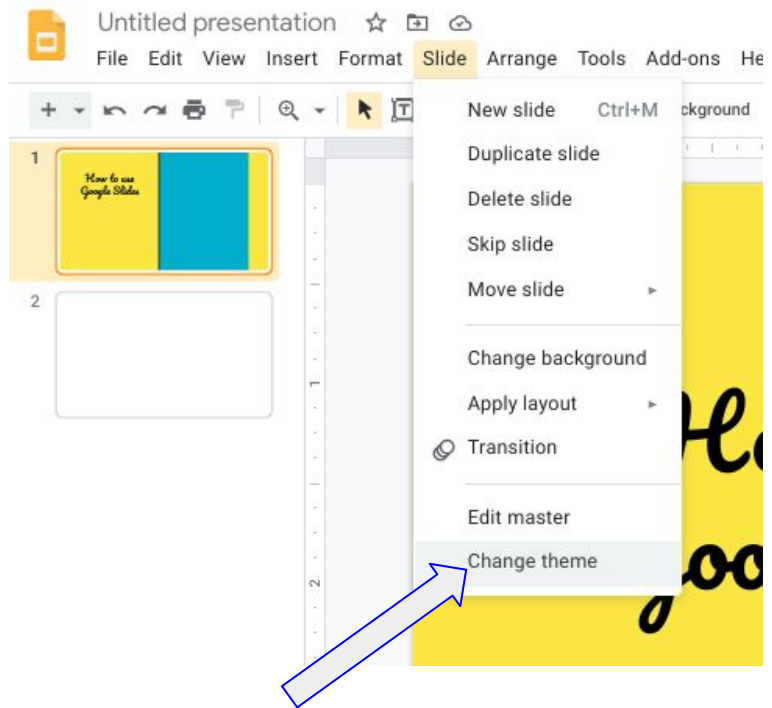
I know how to insert an image.



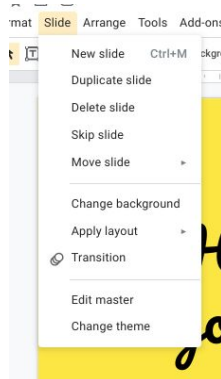
I know that I can **resize** an image by touching and dragging the squares along the edges.

I know that an image can be rotated by touching and dragging the circle attached to the image.

I know how to present my slides.



I know there are pre-set **themes** that make my work look professional.



I know how to duplicate and delete slides, and alter the transition (movement) between slides.

Key Questions

Is how you use the internet now different from a year ago?

What choices do you make when using the internet?

Who is your presentation for?

Do you think your presentation is easy to read and understand?

How can your presentation be improved?