

Computing - Summer 1 - Year 6

This term's eSafety focus is children will develop confidence in responding to unfamiliar online safety scenarios, in preparation for moving on to secondary school. Children will learn to use software such as Adobe Spark Video to create eye catching presentations.

In this unit children will:

- develop confidence in their ability to act appropriately when confronted with unfamiliar situations involving technology and the internet
- use Adobe Spark video software to create presentations about their time at primary school.
- Create presentations that are informative and eye catching.
- select photos and **icons** that are suitable for their presentation
- record their voice
- Share, evaluate and improve their presentations

Prior Learning

Year 1 & 2 - Word Processing

Year 3 - Drawing & desktop publishing

Year 3 - Presentations

Cross Curricular Links

Literacy - accurate sentence structures and speaking clearly.

Key Vocabulary

confronted - to come face to face with

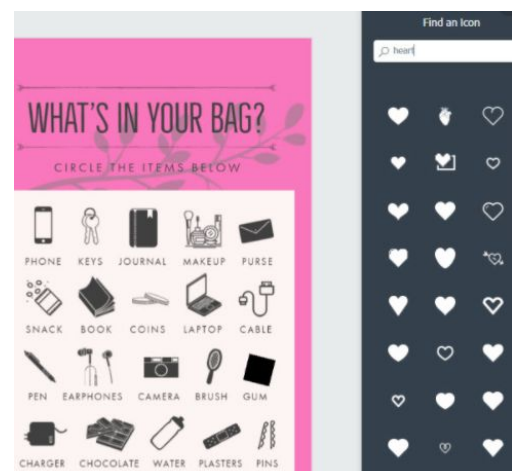
Adobe – a company that provides both free and paid-for online, creative resources.



.mp4 download - a file with video and sound.



icon - a symbol or sign that represents a picture.



Key Knowledge

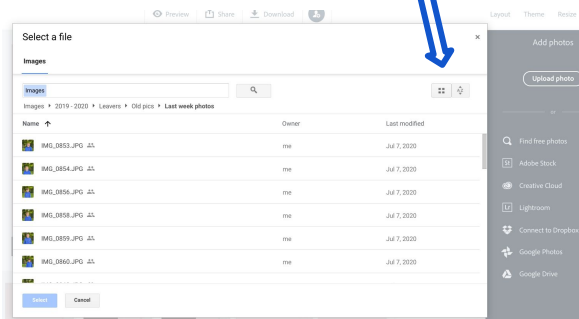
I know how to act appropriately when confronted with unfamiliar situations involving technology and the internet.

Adobe Spark can be used online at <https://spark.adobe.com>

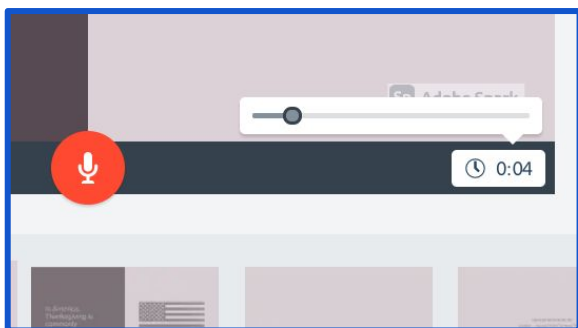
I know that I need to sign in using the account provided by my teacher or trusted adult.

I can add video, text, photos and icons to my video story.

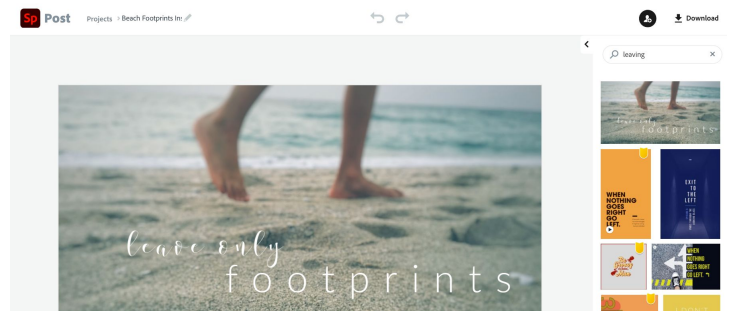
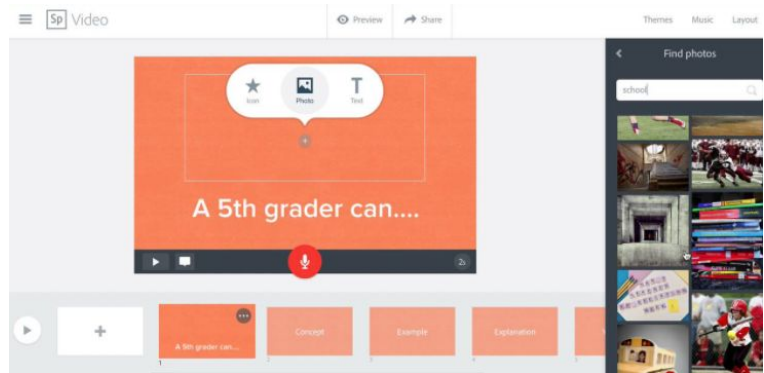
I can add photographs from Google Drive, and make small images appear larger on this menu by selecting 'grid menu'.



I know that I can adjust the the timings of each slide.



I can download my finished video as an mp4 file and share it by email or on Seesaw.



I know that I can make personalised images in Adobe Spark posts, save them and include them in the video.

Key Questions

What should I do if I see something that makes me feel uncomfortable online? What if a friend sends it to me?

Why would I need to make a slide appear for a longer or shorter time?

How can I capture my favourite memories - what is the main message?